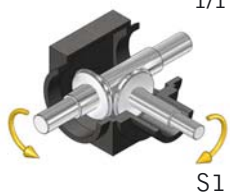
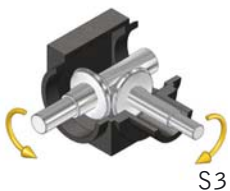


Forme costruttive di base:

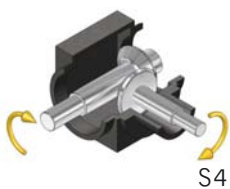
rapporto:
1/1



S1

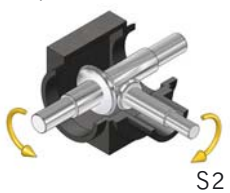


S3

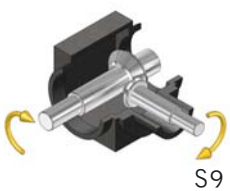


S4

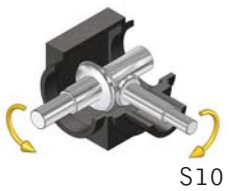
rapporto:
1/1,5 - 1/2 - 1/3 - 1/4



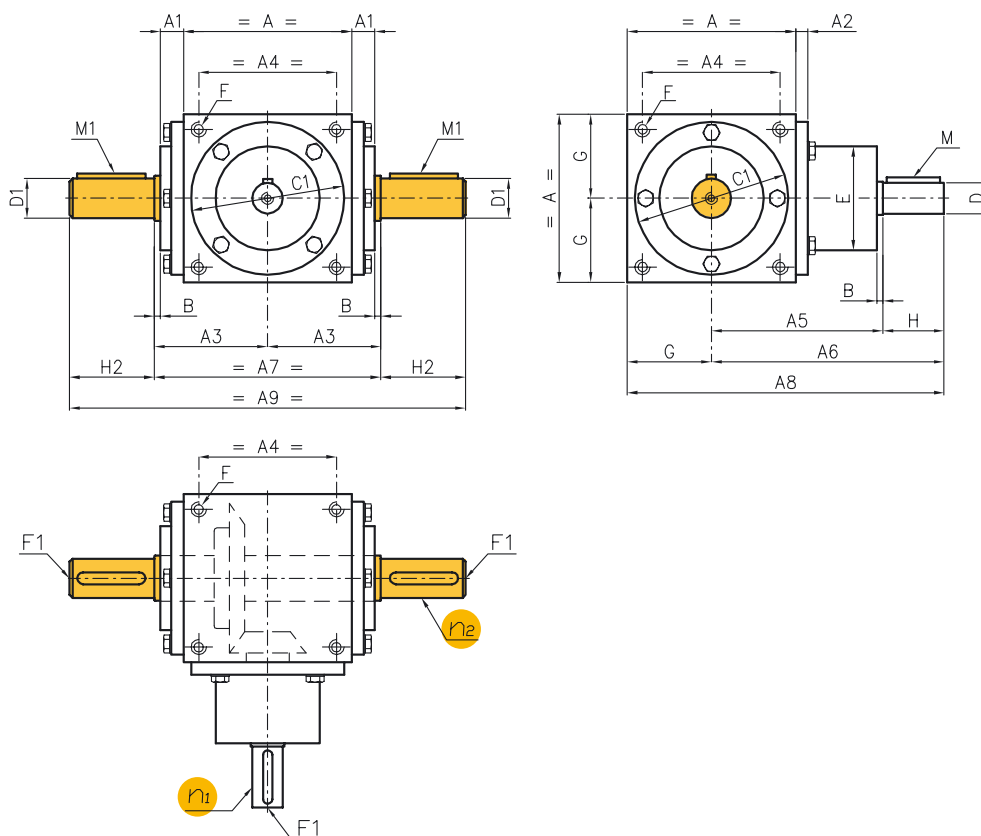
S2



S9



S10



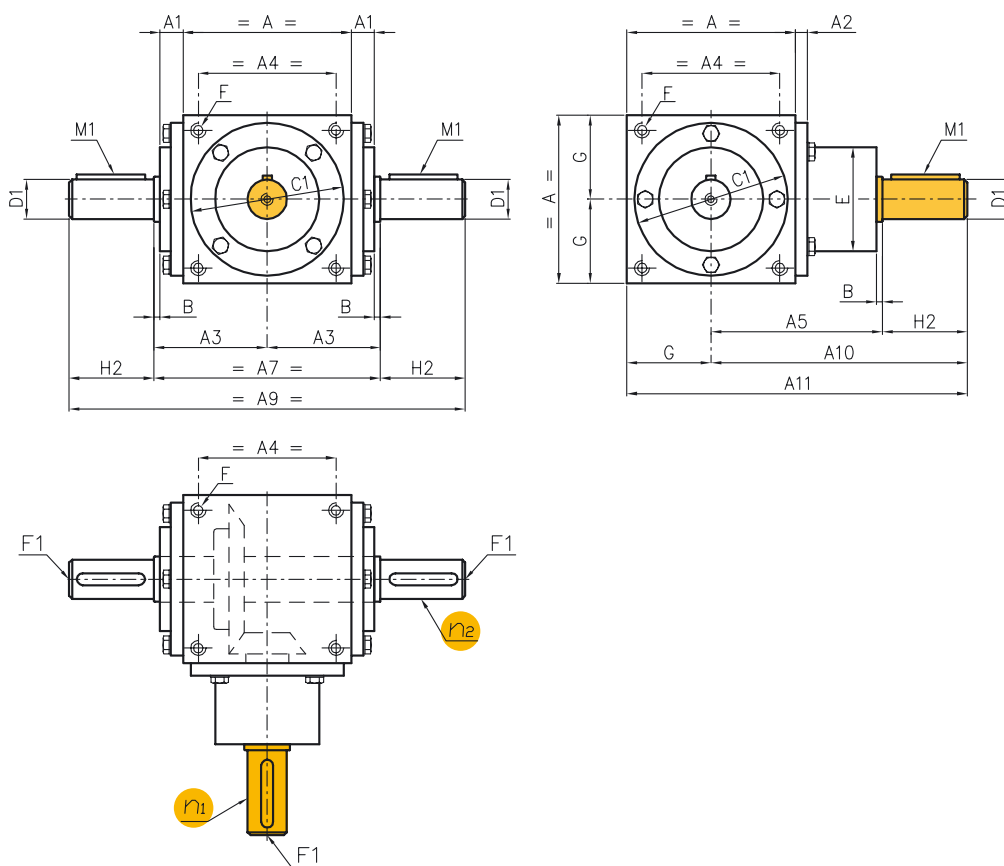
Rinvio ad albero sporgente RS

Modello XRS*

Grandezza	54	86	110	134	166	200	250	350	500
A	54	86	110	134	166	200	250	350	500
A1	8,5	15	15	18	21	23	22	30	35
A2	10	10	8	9	11	11	11	15	20
A3	37	60	72	87	106	125	150	210	295
A4	44	70	90	114	144	174	216	320	450
A5	72	84	110	132	152	182	218	330	415
A6	95	114	150	182	217	267	318	450	585
A7	74	120	144	174	212	250	300	420	590
A8	122	157	205	249	300	367	443	625	835
A9	144	220	254	304	392	470	580	760	1010
B	1,5	2	2	2	2	2	3	5	10
C1 Ø f7	53	84	100	122	156	185	230	345	485
D Ø h7	11	16	20	24	32	42	55	65	120
D1 Ø H7	18	24	26	32	45	55	70	85	140
E Ø	52,8	59	68	80	107	120	152	240	320
F	M4x12	M8x20	M10x25	M10x25	M12x30	M14x35	M16x40	M20x60	M30x80
F1	M4x10	M6x12	M8x20	M8x20	M10x25	M10x25	M12x25	M12x25	M20x50
G	27	43	55	67	83	100	125	175	250
H	23	30	40	50	65	85	100	120	170
H2	35	50	55	65	90	110	140	170	210
M	4x4x20	5x5x25	6x6x35	8x7x45	10x8x60	12x8x80	16x10x90	18x11x110	32x18x150
M1	6x6x30	8x7x40	8x7x45	10x8x55	14x9x80	16x10x100	20x12x120	22x14x150	36x20x200

* Modello XRS: versione in acciaio inossidabile





Rinvio ad alberi sporgenti con albero mozzo rinforzato RP

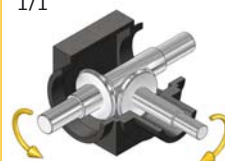
Modello XRP*

Grandezza	86	110	134	166	200	250	350	500
A	86	110	134	166	200	250	350	500
A1	15	15	18	21	23	22	30	35
A2	10	8	9	11	11	11	15	20
A3	60	72	87	106	125	150	210	295
A4	70	90	114	144	174	216	320	450
A5	84	110	132	152	182	218	330	415
A7	120	144	174	212	250	300	420	590
A9	220	254	304	392	470	580	760	1010
A10	134	165	197	242	292	358	500	625
A11	177	220	264	325	392	483	675	875
B	2	2	2	2	2	3	5	10
C1 \varnothing f7	84	100	122	156	185	230	345	485
D1 \varnothing h7	24	26	32	45	55	70	85	140
E \varnothing	59	68	80	107	120	152	240	320
F	M8x20	M10x25	M10x25	M12x30	M14x35	M16x40	M20x60	M30x80
F1	M6x12	M8x20	M8x20	M10x25	M10x25	M12x25	M12x25	M20x50
G	43	55	67	83	100	125	175	250
H2	50	55	65	90	110	140	170	210
M1	8x7x40	8x7x45	10x8x55	14x9x80	16x10x100	20x12x120	22x14x150	36x20x200

* Modello XRP: versione in acciaio inossidabile

Forme costruttive di base:

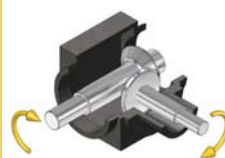
rapporto:
1/1



S1



S3



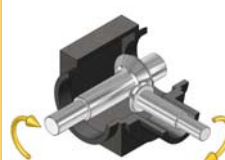
S4

rapporto:

1/1,5 - 1/2 - 1/3 - 1/4



S2



S9



S10

rinvii ad albero sporgente